

Download & Sign In

1 Search for "Aspen LiDA" on your app store or scan the QR codes below!



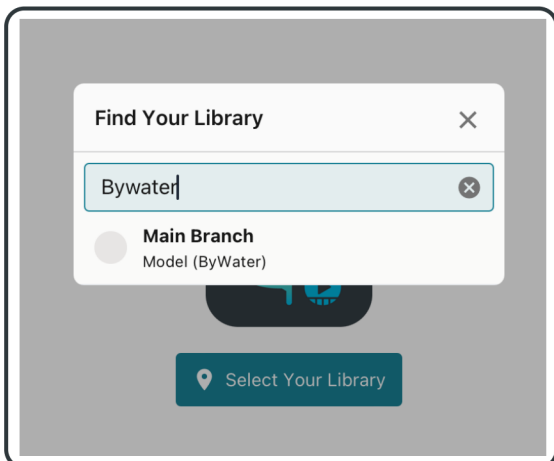
Scan to Download Your Library's New App!



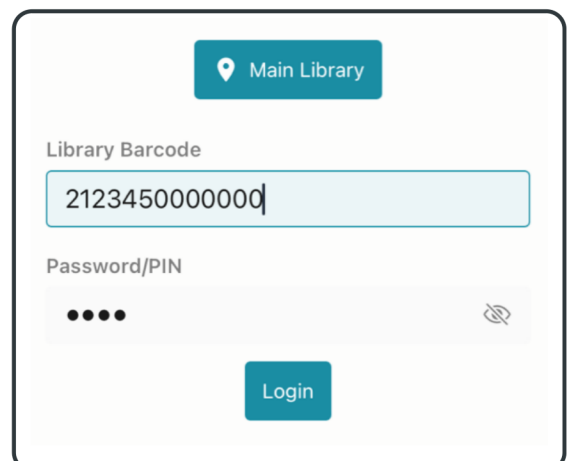
Aspen LiDA



2 Look up your library by geolocation or by name

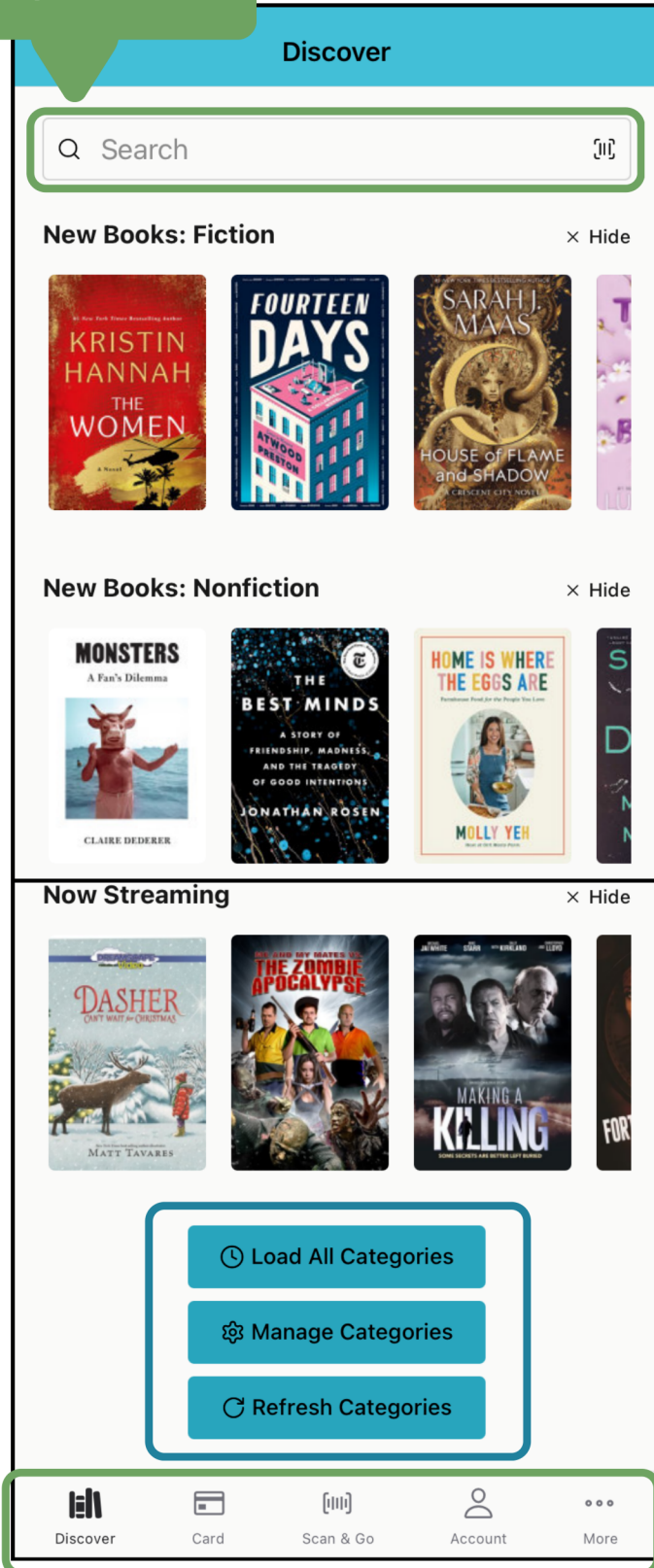


3 Log in with your Library card number and PIN/Password



Discover

Begin your search



The Discover page of the app is like your “home page.” It’s where you can view featured collections and begin a search.

Use the menu at the bottom of all pages to go to different places in the app.

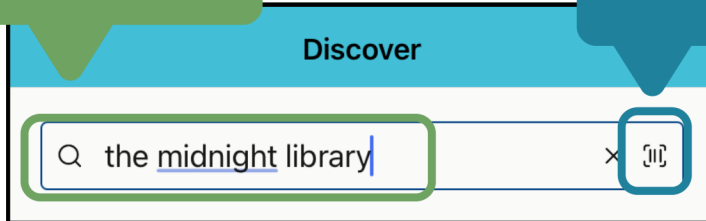
View library collections

Manage the collections you see on your Discover screen

Navigate to other areas of the app

Search & Filter

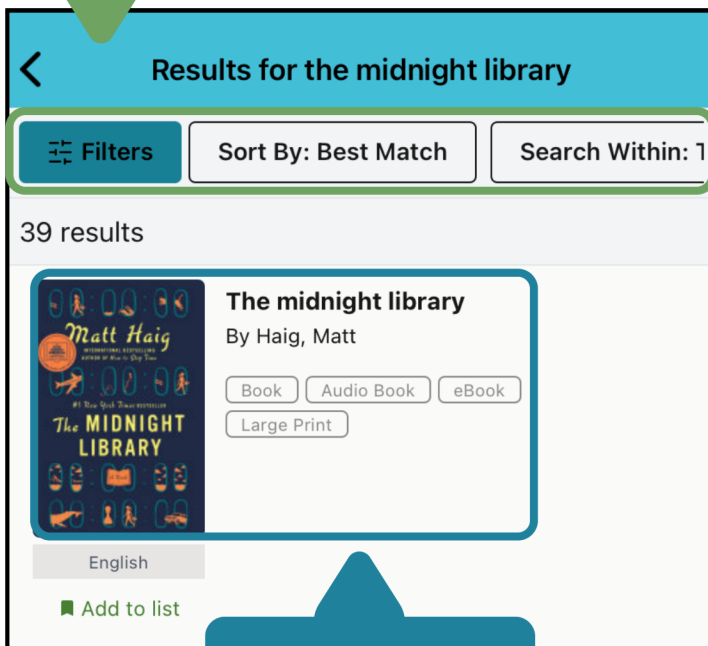
1
Begin your search with a keyword...



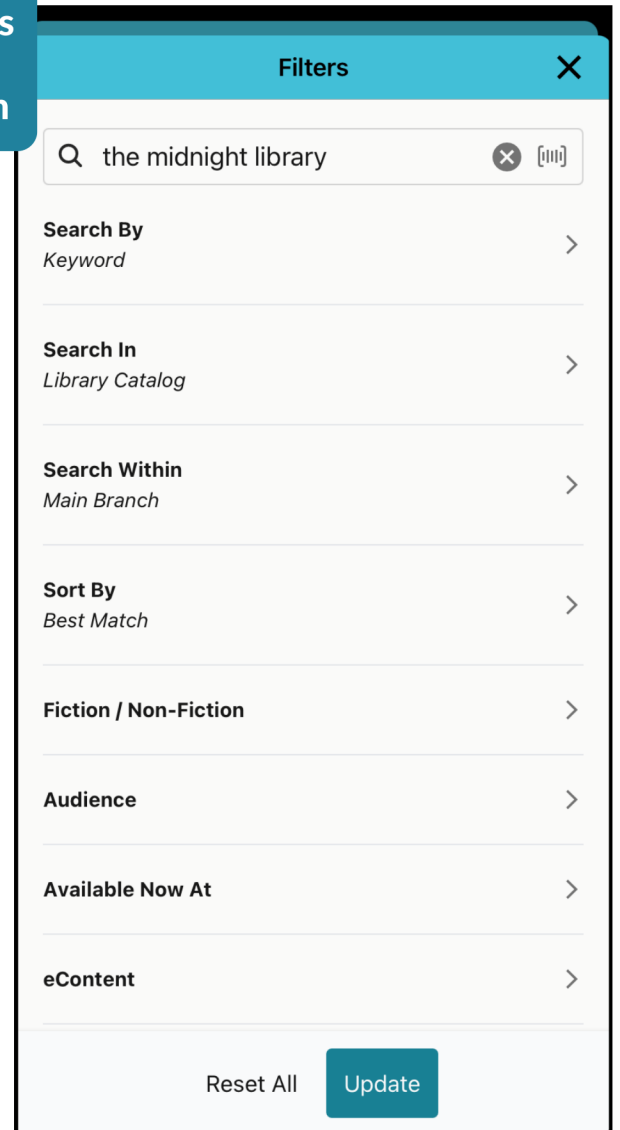
...Or use your phone camera to scan an item barcode and search

2

Tap to see additional filters and search options

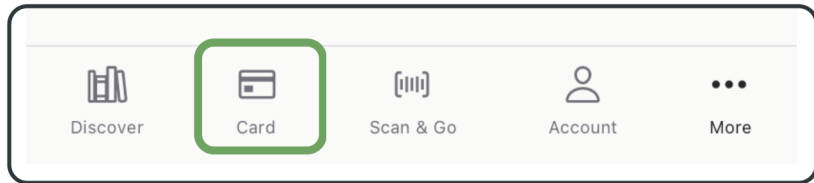


3
Apply filters to narrow your search

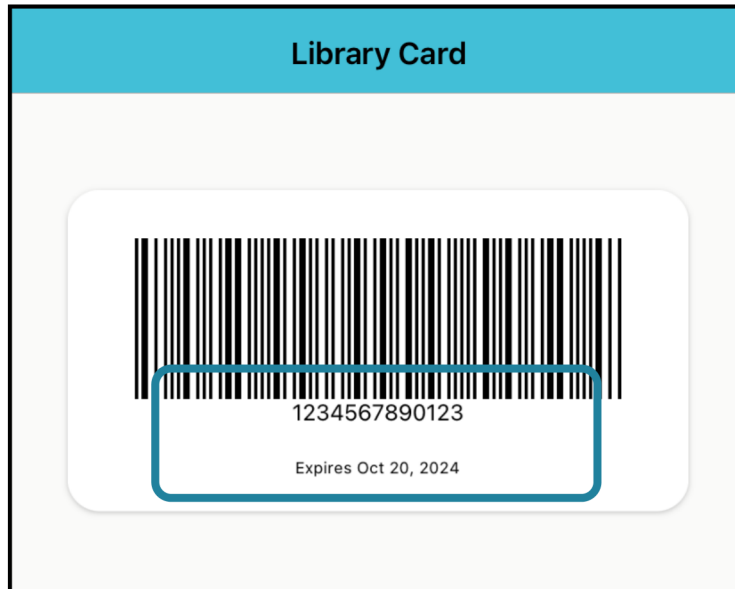


Tap on a record for more details and to place a hold

Library Card



Tap on Card to view your virtual library card. Your screen will automatically brighten and rotate.

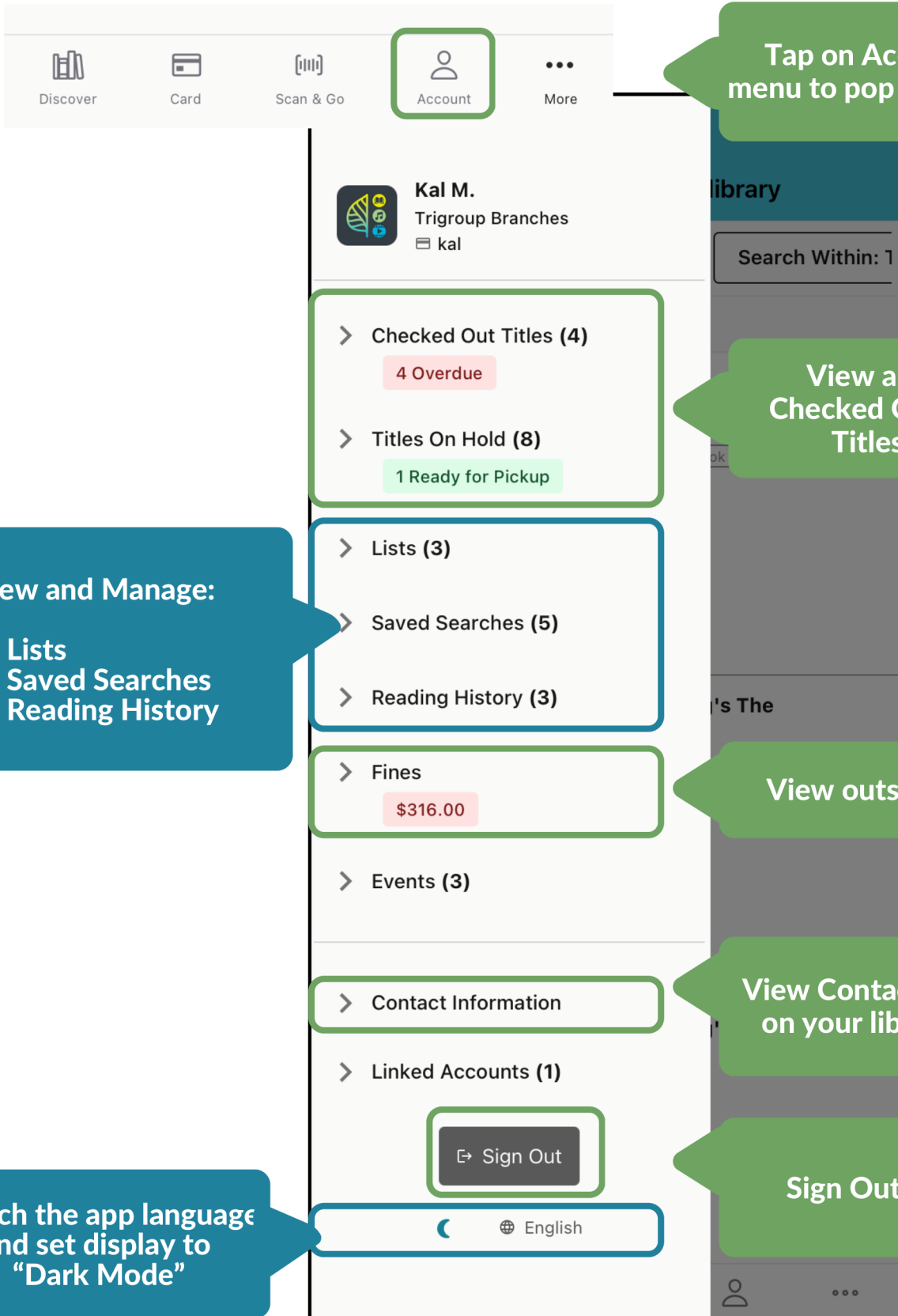


A scannable library card will appear. The card number and expiration date will also be visible.

Note: Scanning this digital card requires a special barcode scanner that many libraries do not have.

It's best to continue carrying a physical card unless your library tells you otherwise.

Account



Tap on Account on the menu to pop out the sidebar

View and manage Checked Out Titles and Titles on Hold

View and Manage:

- Lists
- Saved Searches
- Reading History

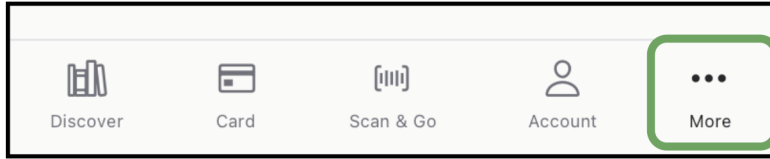
View outstanding fees

View Contact Information on your library account

Sign Out of the app

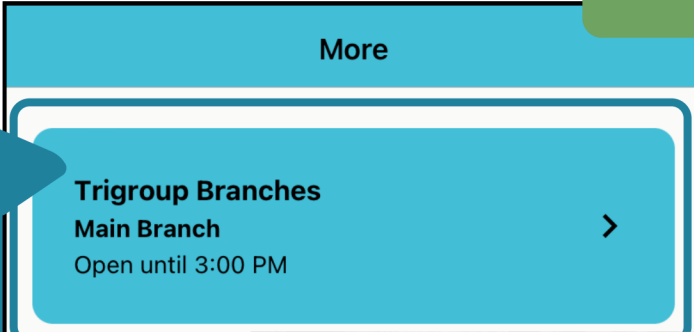
Switch the app language and set display to "Dark Mode"

More



Tap More along the bottom of the screen

Tap to view details about your home library...



... including maps and contact info

The 'More' menu is shown as a vertical list of options: Resources, Website, Locations, Events, All Locations, Preferences, and Privacy Policy. A library card for 'Central Kansas Library System' is overlaid on the right. The card includes the address '1409 Williams St, Great Bend, KS 67530', phone number '800-362-2642 (KS Only)', and hours 'Open until 4:00 PM'. Below the hours is a map snippet with a red location pin and a callout box showing the library name and address. At the bottom of the card are three buttons: 'Call Library', 'Visit Library', and 'Visit Website'. Below the card, the 'Hours' section lists the following schedule:

Day	Hours
Sunday	Closed
Monday	7:00 AM - 4:00 PM
Tuesday	7:00 AM - 4:00 PM
Wednesday	7:00 AM - 4:00 PM
Thursday	7:00 AM - 4:00 PM
Friday	7:00 AM - 4:00 PM
Saturday	Closed